

**[EN] Attention - Safety information**

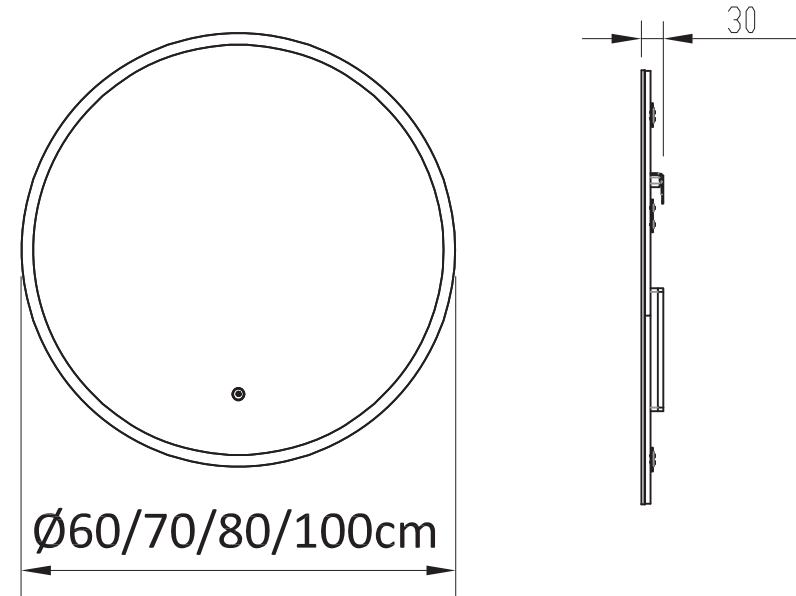
1. The product shall be installed and connected as according to the current local or national laws, rules and guidelines. The safety of the final installation is the installer's responsibility. Contact an expert if you are in doubt about the installation.
2. Unless otherwise is stated in the product's additional documentation, the conductive and electrical parts may only be changed by an expert or the supplier.
3. Use only as intended.
4. Disregarding of these assembly instructions voids the manufacturer's warranty.
5. Reservations are taken for technical changes.
6. Cleaning: clean with a damp cloth. Do not use any strong cleaning agents/detergents.

! Investigate whether the installation shall be carried out by an authorised electrical contractor. The safety of the final installation is the installer's responsibility.

# HALO MIRROR

## INSTRUCTION MANUAL

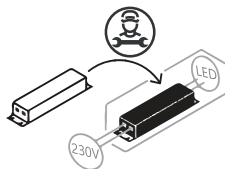
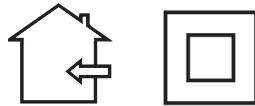
Model: M001-60,70,80,90,100



M001- 60/-60TCD - 70/-70TCD - 80/-80TCD - 90/-90TCD - 100/-100TCD

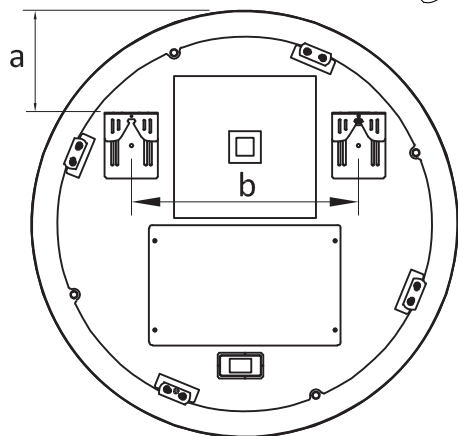
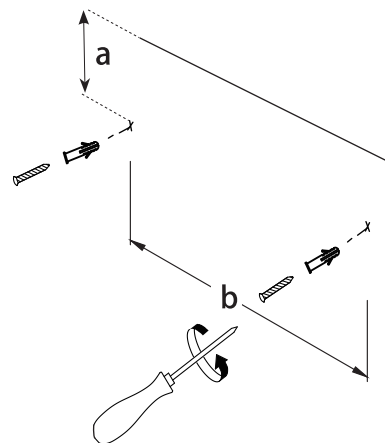
Size(cm)	Ø 60	Ø 70	Ø 80	Ø 90	Ø 100
LED	18W	21W	24W	29W	31W
Defogger	15W	15W	15W	18W	24W
Total Rating	33W	36W	39W	47W	53W

**IP44**

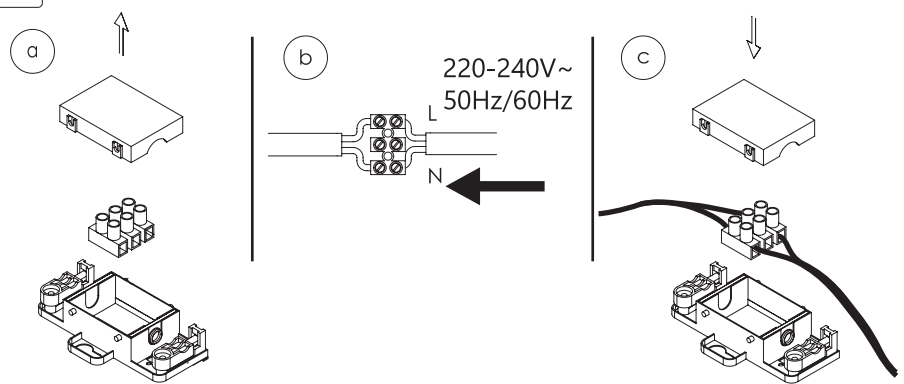


1

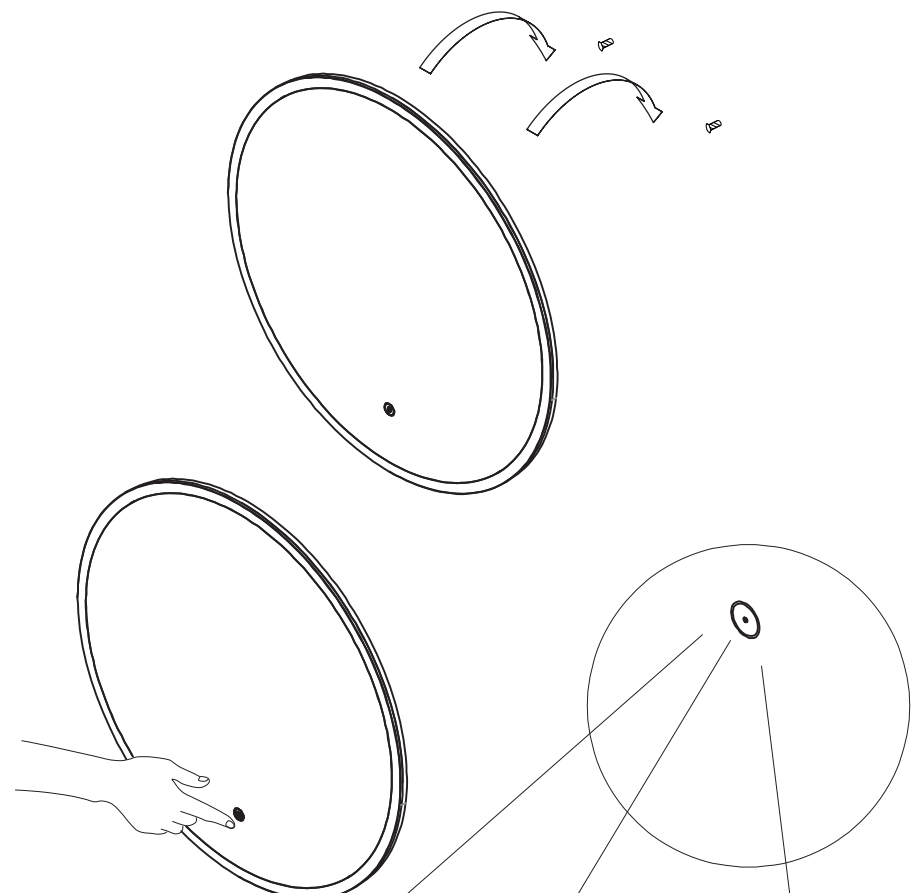
Dimensions (mm)		
Mirror	a	b
M001-60	155	320
M001-70		
M001-80	xxx	xxx
M001-90		
M001-100		



2



3



LED Light	LED Light	Defogger
 Short Touch	 Double Touch	 Short Touch
 Hold	 Auto-off in an hour	